
April 10th, 2025

**Board of Directors Members Present
in Person:**

Members Present via MS Teams:

**North Sound Behavioral Health
Administrative Services Organization
(North Sound BH-ASO) Staff Present:**

Guests Present:

- 1. Call to Order and Introductions** – Chair
- 2. Tribal Acknowledgement** – Chair
[Tribal Behavioral Health | North Sound BH-ASO \(nsbhaso.org\)](https://www.nsbhaso.org)
- 3. Revisions to the Agenda** – Chair
- 4. Approval of the March 14th, 2025, Minutes, Motion #25-12** – Chair... Attachment
- 5. Comments & Announcements from the Chair** - Chair
- 6. Reports from Members** - Chair
- 7. Comments from the Public** - Chair
- 8. Report from the Advisory Board** Attachment
Kara Allen, Advisory Board Chair
- 9. Report from the Finance Officer** Attachment
Margaret Rojas, Assistant Director
- 10. Report from the Governance Operations Committee** - Chair

All matters listed with the Consent Agenda have been distributed to each Member for reading and study, are considered to be routine, and will be enacted by one action of the Board of Directors with no separate discussion. If separate discussion is desired, the item may be removed from the Consent Agenda and placed on the Regular Agenda by request of a Member.

Consent Agenda - ChairAttachment

Motion #25-13

- To review and approve the North Sound Behavioral Health Administrative Services Organization claims paid from March 1st, 2025, through March 31st, 2025, in the amount of \$3,607,224.28.
- Payroll for the month of March in the amount of \$237,029.38 and associated employer benefits in the amount of \$122,684.29.

11. Action Items – Margaret Rojas, Assistant Director

For Board Approval

North Star Connect – Stronger Together Symposium

Skagit County is seeking funding to support the inaugural North Star Symposium. North Star is a multi-sector collaborative bringing together county and city elected officials, community service providers, healthcare professionals, faith-based communities, and individuals with lived experience to identify more effective ways to respond to homelessness in Skagit Count. This effort aims to improve the behavioral health system and expand the availability of affordable housing. Funding will assist with covering costs associated with venue, food, and symposium speakers.

Motion #25-14

NORTH SOUND BH-ASO-SKAGIT COUNTY-PSC-25 in the amount of \$35,000.00 Mental Health Block Grant (MHBG) Funds for the North Star Symposium. The contract term is April 1, 2025, through June 30, 2025.

Evergreen Recovery Centers – Homeless Outreach Stabilization & Transition (HOST Program)

Evergreen Recovery Centers received start-up funding in July 1, 2024 to expand the HOST Program into Skagit and Island Counties. They have exhausted start-up funds and have requested the ongoing funding for the Skagit Island (SKIL) Host Program. Funding will be prorated through June 30, 2025. Any unspent funds will not roll over.

Motion #25-15

NORTH SOUND BH-ASO-EVERGREEN RECOVERY CENTERS-ICN-23 AMD 6 in the amount of \$261,000 to provide additional funding for the SKIL HOST Program. Funding will be available through June 30, 2025.

Lifeline Connections – Housing and Recovery through Peer Services (HARPS)

Lifeline Connections receives funding for HARPS subsidies and the HARPS team. Lifeline Connections has fully utilized their HARPS subsidy funding. North Sound BH-ASO has unallocated HARPS funds that Lifeline may utilize through June 30, 2025. Any unspent funds will not roll over.

Motion #25-16

NS BH-ASO-LIFELINE CONNECTIONS-FGB-23 AMD 7 in the amount of \$50,000 to provide additional HARPS funding through June 30, 2025.

American Rescue Plan ACT (ARPA) Funding – Notice of Suspension

Effective March 24, 2025, the Substance Abuse and Mental Health Services Administration (SAMHSA) terminated multiple COVID-19 pandemic-related grants, including those funded under the American Rescue Plan Act (ARPA) Act. North Sound BH-ASO received notification from Health Care Authority (HCA) on March 27, 2025, suspending funds for activities under our contract, those activities are suspended immediately.

North Sound BH-ASO sent notification on March 28, 2025, to the below downstream contracts that their organization will no longer receive ARPA funding, effective March 24, 2025, for the identified programs/services pursuant to the terms and conditions of their contract. Invoices will be paid through March 24, 2025, any balance remaining on our ARPA grant will be returned to the Health Care Authority.

- Evergreen Recovery Centers
 - Mental Health Infant Specialist
- Lifeline Connections
 - Peer Pathfinders Transition from Incarceration Pilot
 - Medication Assisted Treatment (MAT) in Island County
 - Peer Pathfinder Support Services Funds
- Northwest Education Service District (NWESD)
 - School Prevention Specialist (Coupeville School District)
- Snohomish County Superior Court
 - Juvenile Treatment Services (ARPA funding only)
- Volunteers of America (VOA)
 - Crisis Line – Emergency Response for Suicide Prevention (ERSP) Program

Motion #25-17

NORTH SOUND BH-ASO-EVERGREEN RECOVERY CENTERS-ICN-23 AMD 6 to terminate ARPA funding for Mental Health Infant Specialist services in Snohomish County. This was an annual funding allocation in the amount of \$100,000.00.

NS BH-ASO-LIFELINE CONNECTIONS-FGB-23 AMD 7 to terminate ARPA funding in the amount of \$71,020.00 for Peer Pathfinders Transition from Incarceration Pilot (Whatcom/Skagit counties), \$60,000.00 for MAT in Island County, and \$7,818.00 in Peer Pathfinder Support Funds. All funding allocations were annual.

NORTH SOUND BH-ASO-NORTHWEST EDUCATIONAL SERVICE DISTRICT-PSC-23 AMD 2 to terminate ARPA funding for a School Prevention Specialist in Coupeville School District (Island County). This was an annual funding allocation in the amount of \$25,000.00.

NORTH SOUND BH-ASO-SNOHOMISH COUNTY SUPERIOR COURT-ICN-23 AMD 6 to terminate ARPA funding for Juvenile Treatment Services in Snohomish County. This was an annual funding allocation in the amount of \$95,444.00.

NORTH SOUND BH-ASO-VOA-ICCN-23 AMD 6 to terminate ARPA funding for 24-hour Crisis Line. This was an annual funding allocation in the amount of \$66,666.00.

12. Introduction Items

None at this time

13. Report from the Executive Director Attachment

JanRose Ottaway Martin, Executive Director

14. Adjourn - Chair

Next Meeting: May 8th, 2025

Board of Directors

Meeting Minutes

March 13th, 2025

Board of Directors Members Present in Person:

- Barry Buchanan, County Council, Whatcom County; Board Chair
- Peter Browning, Commissioner; Skagit County
- Jill Johnson, Commissioner; Island County
- Amanda Franke, Human Services, designated alternate for Dave Somers, County Executive; Snohomish County
- Christi Brua-Weaver, designated alternate for Peter Browning, Commissioner; Skagit County

Members Present via MS Teams:

- Justin Paulsen, County Council; San Juan County
- Nicole Gorle, Legislative Analyst, designated alternate for Nate Nehring, County Council; Snohomish County
- Darcy Cheesman, Legislative Aid, designated alternate for Sam Low, County Council; Snohomish County
- Jamie Mitchell, Human Services Manager, designated alternate for Justin Paulsen, County Council; San Juan County
- Malora Christensen, Response Systems Division Manager, designated alternate for Satpal Sidhu, County Executive; Whatcom County
- Cynthia Foley, Legislative Analyst, designated alternate for Strom Peterson, County Council;

Snohomish County

**North Sound Behavioral Health
Administrative Services Organization
(North Sound BH-ASO) Staff Present:**

- JanRose Ottaway-Martin,
Executive Director
- Margaret Rojas, Assistant
Executive Director
- Kim Nakatani, Sr. Accountant
- Charles DeElena, Compliance
Officer, Business Improvement
Manager
- Maria Arreola, Sr.
Administrative Assistant
- Joanie Wenzl, Clerk of the
Board

Guests Present:

No guests were present

Call to Order and Introductions – Chair

The Chair called the meeting to order and had members introduce themselves

Tribal Acknowledgement – Chair

[Tribal Behavioral Health | North Sound BH-ASO \(nsbhaso.org\)](https://www.nsbhaso.org)

The Chair read the Tribal Acknowledgement

Revisions to the Agenda – Chair

No additions to the agenda were requested

Approval of the February 13th, 2025, Minutes, Motion #25-08-Chair

Peter Browning moved the motion for approval, Amanda Franke seconded, all in favor, none opposed, none abstained, motion #25-08 carried

Comments & Announcements from the Chair – Chair

There were no comments or announcements from the Chair

Reports from Members – Chair

The board members gave updates on the current behavioral health happenings in their respective counties

Comments from the Public – Chair

There were no comments from the public, as none were in attendance

Annual Compliance Report (2024)

Charles DeElena, NS BH-ASO Compliance Officer

Charles gave the Annual Compliance Report. He asked members to contact him should there be any additional questions. His email address is: compliance_officer@nsbhaso.org

Report from the Advisory Board

Kara Allen, Advisory Board Chair

The Advisory Board Chair was not in attendance today, so JanRose gave the Report from the Advisory Board regarding the meeting that took place on March 3rd

Report from the Finance Officer

Margaret Rojas, Assistant Director

Margaret gave the Report from the Finance Officer and answered questions

Report from the Governance Operations Committee - Chair

All matters listed with the Consent Agenda have been distributed to each Member for reading and study, are considered to be routine, and will be enacted by one action of the Board of Directors with no separate discussion. If separate discussion is desired, the item may be removed from the Consent Agenda and placed on the Regular Agenda by request of a Member.

Consent Agenda - Chair

Motion #25-09

- To review and approve the North Sound Behavioral Health Administrative Services Organization claims paid from February 1st, 2025, through February 28th, 2025, in the amount of \$4,754,782.48.
- Payroll for the month of February in the amount of \$303,555.37 and associated employer benefits in the amount of \$125,088.55.

Peter Browning moved the motion for approval, seconded by Amanda Franke, none opposed, none abstained, all in favor, motion #25-09 carried

Action Items – Margaret Rojas, Assistant Director

For Board Approval

Center for Human Services

Center for Human Services (CHS) is a Behavioral Health Agency (BHA) that provides youth and family outpatient mental health and Substance Use Disorder (SUD) services in Snohomish County, including in school-based settings. This is a fee for service contract.

Motion #25-10

NS BH-ASO-CHS-ICN-25 for the provision of outpatient services in Snohomish County. The contract term is March 1, 2025, through December 31, 2025, with an automatic one-year renewal on January 1, 2026, based on compliance with the terms of this contract.

Amanda Franke moved the motion for approval, Peter Browning seconded, all in favor, none opposed, none abstained, motion #25-10 carried

Assisted Outpatient Treatment (AOT) Court Services

North Sound BH-ASO has been coordinating with the Snohomish County Prosecutor's Office, the Snohomish County Public Defender Association, and the Snohomish County Clerk's Office to prepare court services associated with Assisted Outpatient Treatment, with a proposed effective date of March 1, 2025. Funding is

- The Snohomish County Prosecuting Attorney's Office will represent the individuals or agencies petitioning for AOT orders in all court proceedings in accordance with RCW 71.05. They will also review AOT petitions for legal sufficiency.
- The Snohomish County Public Defender Association (SCPDA) will represent the individuals being petitioned for AOT orders in all court proceedings in accordance with RCW 71.05. SCPDA will provide a part-time defense attorney and part-time social worker to represent all persons who are not represented by counsel and who are AOT participants.
- The Superior Court Clerk is responsible for processing all court documents relating to AOT including AOT petitions, declarations, orders, petitions for revocation, notices of hearings, and others. They are responsible for keeping minutes of AOT hearings, filing orders entered during court, and entering information into the statewide court system.

Motion #25-11

NS BH-ASO-SNOHOMISH PROSECUTING ATTORNEY-AOT-25 to provide funding in the amount of \$16,543.00 for court services in Snohomish County. This is a 6-month funding allocation. The contract term is March 1, 2025, through February 28, 2026, with an automatic one-year renewal on March 1, 2026, based on continued compliance with the terms of the contract.

NS BH-ASO-SCPDA-AOT-25 to provide funding in the amount of \$57,014.00 for court services in Snohomish County. This is a 6-month funding allocation. The contract term is March 1, 2026, through February 28, 2026, with an automatic one-year renewal on March 1, 2026, based on continued compliance with the terms of the contract.

NS BH-ASO-SNOHOMISH CLERKS OFFICE-AOT-25 to provide funding in the amount of \$4,832.00 for court services in Snohomish County. This is a 6-month funding allocation. The contract term is March 1, 2026, through February 28, 2026, with an automatic one-year renewal on March 1, 2026, based on continued compliance with the terms of the contract.

Barry Buchanan moved the motion for approval, Amanda Franke seconded, all in favor, none opposed, none abstained, all in favor, Motion #25-11 carried

Report from the Executive Director

JanRose Ottaway Martin gave the Executive Director's Report. Topics included:

- Weekly Crisis Metrics Report
- BHASO Reserve Funds
- Lynnwood Crisis Care Facility
- North Sound BH-ASO Advisory Board Olympia visit
- Legislative Update
- Endorsed Mobile Rapid Response Crisis Team(s) (MRRCT) in our region

She answered questions from board members

Adjourn 2:10 p.m. - Chair

Next Meeting: April 10th, 2025



Advisory Board Brief

April 2, 2025

The Advisory Board met on April 1, and the following items were discussed:

— Advisory Board

- Pre-Meeting Training: Kathryn Clancey, Island County Behavioral Health Program Manager presented on the Co-Responder Services and Jail Transition Services.
- The retreat subcommittee has met twice and have built a foundation of creating the agenda. The next meeting will be with the facilitator to finalize the retreat agenda.
- Members were encouraged to attend the Behavioral Healthcare Conference.

— Executive Director

- The Director provided the report.
- The Action Items were passed and recommended to the Board of Directors for approval.

— Finance/Executive Committee

- The March Expenditures were passed and recommended to the Board of Directors for approval.

**NORTH SOUND BEHAVIORAL HEALTH ADMINISTRATIVE SERVICE ORGANIZATION
PRELIMINARY REVENUE and EXPENSE STATEMENT for MARCH 2025*
BUDGET TO ACTUALS**

REVENUES	2025	YTD	YTD	Variance
	Budget	2025	2025	Favorable
		Budget	Actual	(Unfavorable)
Intergovernmental Revenues				
MHBG*	3,373,938	843,485	549,338	(294,146)
SABG*	4,065,474	1,016,369	688,576	(327,792)
State Funds*	38,337,122	9,584,281	11,263,652	1,679,372
Medicaid (MCO)*	11,197,987	2,799,497	3,030,967	231,470
Total Intergovernmental Revenues	56,974,521	14,243,630	15,532,534	1,288,903
Misc. Revenue **	0	0	15,000	15,000 <i>Salish Behavioral Health ASO</i>
Interest Revenue	400,000	100,000	109,978	9,978
Use of Fund Balance	3,339,010			
TOTAL REVENUES	\$60,713,531	\$14,343,630	\$15,657,512	\$1,313,881
EXPENDITURES				
Inpatient Treatment	\$1,600,000	400,000	\$355,743	44,257
ITA Judicial	2,350,000	587,500	561,713	25,787
Crisis Services	20,397,656	5,099,414	4,028,191	1,071,223 Providers Behind in Invoicing
Crisis Teams - Children & Youth	2,218,060	554,515	735,644	(181,129) Billing reserves down
Co-Responder	2,046,684	511,671	351,847	159,824 Providers Behind in Invoicing
MH Crisis Stabilization	1,756,966	439,242	192,973	246,268 Providers Behind in Invoicing
E&T Services	951,182	237,796	211,228	26,567
E&T Discharge Planner	253,200	63,300	18,895	44,405
Jail Services	367,536	91,884	68,336	23,548
PACT Services	1,032,564	258,141	208,891	49,250
Assisted Outpatient Treatment	1,139,838	284,960	177,955	107,005
Trueblood	223,944	55,986	34,218	21,768
BH Enhancement Funds	779,188	194,797	266,684	(71,887)
HOST	1,239,966	309,992	413,322	(103,331)
SnoCo Crisis Start up 32-Bed			147,302	
Pilot per Proviso 13b Proviso Revenue Shift	1,407,726	351,931	363,750	(11,818)
Peer Bridger	307,500	76,875	54,939	21,936
MHBG Expenditures ***	1,593,876	398,469	203,196	195,273
HARPS Housing	817,376	204,344	344,617	(140,273) Late billings increasing expense
DOC Housing	1,501,830	375,458	386,252	(10,795)
Proviso 86 Behavioral Health Housing	1,477,666	369,417	231,678	137,739 Providers Behind in Invoicing
Governor Housing Voucher				
Tribal DCR			1,495	
DCA County Contracts	581,292	145,323	261,164	(115,841) Billing reserves down
Recovery Navigator	2,367,218	591,805	713,031	(121,227) Billing reserves down
Youth Inpatient Navigators	450,466	112,617	21,445	91,171
Opiate Dependency Outreach	1,107,314	276,829	300,544	(23,716)
PPW Housing Support Services	400,000	100,000	128,181	(28,181)
SABG Expenditures ****	1,281,480	320,370	464,116	(143,746)
Withdrawal Management	2,200,000	550,000	711,284	(161,284) Late billings increasing expense
Juvenile Drug Court	139,800	34,950	39,371	(4,421)
Other MH Services *****	1,288,001	322,000	467,754	(145,754) Late billings increasing expense
Other SUD Services	1,346,000	336,500	391,764	(55,264)
Advisory Board	19,996	4,999	3,554	1,445
Subtotal - Services	54,644,325	13,661,081	12,861,077	800,004
Administration	6,069,206	1,517,301	1,511,514	5,787
TOTAL EXPENDITURES	\$60,713,531	\$15,178,383	\$14,372,591	\$805,792

Excess of Revenues Over (Under) Expenditure. \$1,284,921

* THIS IS AN UNAUDITED STATEMENT

* Medicaid and State revenue are paid in advance. MHBG, SABG and SAMHSA revenue are paid on an expense reimbursement method. Expenses are recognized when the bill is received.

** Misc. Revenue Includes Room Rental Fees, Tribal Conference, Salish Contract

*** MHBG Includes ARPA, PATH and other FBG services. Does not include Crisis or E&T

**** SABG Includes Peer Pathfinder and other SABG expenses. Does not include Crisis

***** Other MH Services Includes CORS, FYSPT, Outpatient Services, PATH match

**NORTH SOUND BEHAVIORAL HEALTH ADMINISTRATIVE SERVICE ORGANIZATION
PRELIMINARY REVENUE and EXPENSE STATEMENT for MARCH 2025***

<u>REVENUES</u>	YTD 2025 Totals	YTD 2025 Medicaid	YTD 2025 State	YTD 2025 MHBG	YTD 2025 SABG
Intergovernmental Revenues					
MHBG*	549,338			549,338	
SABG*	688,576				688,576
State Funds*	11,263,652		11,263,652		
Medicaid (MCO)*	3,030,967	3,030,967			
Total Intergovernmental Revenues	15,532,534	3,030,967	11,263,652	549,338	688,576
Misc. Revenue **	15,000		15,000		
Interest Revenue	109,978		109,978		
TOTAL REVENUES	\$15,657,512	\$3,030,967	\$11,388,631	\$549,338	\$688,576

Salish Behavioral Health ASO

EXPENDITURES

Inpatient Treatment	\$355,743		\$355,743		
ITA Judicial	561,713		561,713		
Crisis Services	4,028,191	2,048,630	1,979,561		
Crisis Teams - Children & Youth	735,644	387,144	348,500		
Co-Responder	351,847			212,576	139,272
MH Crisis Stabilization	192,973		192,973		
E&T Services	211,228		211,228		
E&T Discharge Planner	18,895		18,895		
Jail Services	68,336		68,336		
PACT Services	208,891		208,891		
Assisted Outpatient Treatment	177,955		177,955		
Trueblood	34,218		34,218		
BH Enhancement Funds	266,684		266,684		
HOST	413,322		413,322		
SnoCo Crisis Start up 32-Bed	147,302		147,302		
Proviso 13b	363,750		363,750		
Peer Bridger	54,939			54,939	
MHBG Expenditures ***	203,196			203,196	
HARPS Housing	344,617		344,617		
DOC Housing	386,252		386,252		
BH Housing Proviso 86	231,678		231,678		
Governor Housing Voucher			0		
Tribal DCA	1,495		1,495		
DCA County Contracts	261,164		261,164		
Recovery Navigator	713,031		713,031		
Youth Inpatient Navigators	21,445		21,445		
Opiate Dependency Outreach	300,544				300,544
PPW Housing Support Services	128,181				128,181
SABG Expenditures ****	464,116				464,116
Withdrawal Management	711,284		707,502		3,782
Juvenile Drug Court	39,371		39,371		
Other MH Services *****	467,754		467,754		
Other SUD Services	391,764		391,764		
Advisory Board	3,554		3,554		
Subtotal - Services	12,861,077	2,435,774	8,918,698	470,711	1,035,894
Administration	1,511,514	286,267	1,225,247		
TOTAL EXPENDITURES	\$14,372,591	\$2,722,042	\$10,143,945	\$470,711	\$1,035,894
Net Income	\$1,284,921	\$308,925	\$1,244,686	\$78,627	\$(347,318)

Beginning Fund Balance 12/31/24	18,723,589	683,621	18,808,634	(277,910)	(490,757)
Ending Fund Balance	20,008,510	992,546	20,053,320	(199,282)	(838,074)
Flexible GFS balance at 12/31/24			9,378,882		

Note: State Fund Balance also includes Proviso Fund Balances which are designated for specific expenditures

* THIS IS AN UNAUDITED STATEMENT

* Medicaid and State revenue are paid in advance. MHBG, SABG and SAMHSA revenue are paid on an expense reimbursement method. Expenses are recognized when the bill is received.

** Misc. Revenue Includes Room Rental Fees, Tribal Conference, Salish Contract

*** MHBG Includes ARPA, PATH and other FBG services. Does not include Crisis or E&T

**** SABG Includes Peer Pathfinder and other SABG expenses. Does not include Crisis

***** Other MH Services Includes CORS, FYSPT, Outpatient Services, PATH match

North Sound Behavioral Health Administrative Services Organization
April 10th, 2025
Board of Directors Financial Notes

HIGHLIGHTS

1. The ratio of Budget to Actuals revenue is good, actual revenues are close to budgeted revenues. Of note we are budgeting for a loss this year due to utilizing fund balances, accounted for in the revenue section as “Use of Fund Balance”. Crisis Services billing from Providers are behind, the other negative variances are due mainly to late payments, late billing and reserve balance spend down. Our expenses are currently running \$800,004 over budget making up for January 2025 \$499,244 under budget and February 2025 \$483,994 under budget.
2. The Revenue and Expense statement looks good at the end of March, showing a net income of \$1,284,921 mainly due to receiving MHBG and SABG payments for previous months billings MCO retro payments and six-month proviso funds. The MHBG and SABG negative fund balances are due to fluctuations in billing and reimbursement payments from the HCA. Our revenues are covering our expenses. Our general fund balance was \$9,378,882 on 12/31/24 and our maximum allowed is \$6,130,213.
3. The Medicaid fund balance has increased slightly as we continue implementing the six-month reconciliation and receiving retro PMPM payments. The MCOs pay at the beginning of the month, however our expenses are not recognized until the following month.

NOTES

1. We are presenting the financial statements for February 2025 for North Sound Behavioral Health Administrative Services Organization (ASO).
2. These monthly statements are prepared for the Board’s use only. They provide a snapshot of expenses and revenue for a single calendar month compared with a hypothetical “year to date” projection. However, neither revenue nor expenditures occur on an equal 1/12 amount each month.
4. The North Sound BH-ASO adopts “calendar year” budgets, the funding allocations from the state is a state fiscal year basis [with adjustments every 6 months]. The exceptions are Federal Block Grant Funds which are allocated for the entire fiscal year.
5. Revenues and expenses are managed independently within each of the major funds, categories: Medicaid, State General Fund, Mental Health Block Grant, and Substance Abuse Block Grant.

6. Within 'State General Funds', allocations are further subdivided between general state funds, and the multiple "Proviso" funds allocated for specific services.
7. We have added two new lines at the bottom of the "Revenue and Expense" tab which shows the beginning and ending fund balance within each fund category for the state fiscal year. Also added are additional lines at the bottom to show the Net Income from Operations before the transfer of funds to the BHO.
8. The Budget to Actuals statement includes notes on areas where there is a variance between the hypothetical year-to-date budget and actual revenues and expenditures. I also added additional lines at the bottom to show the transfer of funds separate from the normal operations.

NORTH SOUND BH-ASO
 Transaction Detail by Account
 March 2025

Type	Date	Num	Name	Amount
Bill Pmt -Check	03/10/2025	596331	American Behavioral Health Systems,	-8,253.91
Bill Pmt -Check	03/10/2025	596355	Brigid Collins	-14,238.48
Bill Pmt -Check	03/10/2025	596367	Catholic Community Services	-15,112.42
Bill Pmt -Check	03/10/2025	596368	CDW-G	-3,345.69
Bill Pmt -Check	03/10/2025	596387	Consejo Counseling	-10,963.61
Bill Pmt -Check	03/10/2025	596394	Davenport Group Inc	-57,995.85
Bill Pmt -Check	03/10/2025	596451	Dixon, James-Reim	-102.50
Bill Pmt -Check	03/10/2025	596566	Downing, Shari-Reimb	-195.00
Bill Pmt -Check	03/10/2025	596422	Frontline Cleaning Services LLC	-499.65
Bill Pmt -Check	03/10/2025	596432	Greater Columbia BH-ASO	-937.59
Bill Pmt -Check	03/10/2025	596613	Jones, Val-Reimb	-125.79
Bill Pmt -Check	03/10/2025	596589	Maharaj-Lewis, Starleen	-525.00
Bill Pmt -Check	03/10/2025	596512	Mister T's	-65.16
Bill Pmt -Check	03/10/2025	596578	Skagit County Public Health	-32,590.92
Bill Pmt -Check	03/10/2025	596584	Snohomish Co Human Services	-226,657.41
Bill Pmt -Check	03/10/2025	596586	SRS Property Management	-11,967.55
Bill Pmt -Check	03/10/2025	596595	Sylvie, Stacy	-1,050.00
Bill Pmt -Check	03/10/2025	596598	T-Mobil	-1,153.77
Bill Pmt -Check	03/10/2025	596602	Telecare Corporation	-33,473.30
Bill Pmt -Check	03/10/2025	596616	Verizon	-16,188.68
Bill Pmt -Check	03/10/2025	596640	Wave Business	-601.80
Bill Pmt -Check	03/14/2025	596674	Access	-455.07
Bill Pmt -Check	03/14/2025	596688	Asian Counseling Treatment	-509.45
Bill Pmt -Check	03/14/2025	796727	Comcast	-98.21
Bill Pmt -Check	03/14/2025	596728	Commercial Alarm and Detection Inc	-382.98
Bill Pmt -Check	03/14/2025	596729	Compass Health	-993,740.93
Bill Pmt -Check	03/14/2025	596733	Consejo Counseling	-1,346.41
Bill Pmt -Check	03/14/2025	596744	Davenport Group Inc	-3,284.68
Bill Pmt -Check	03/14/2025	596768	Evergreen Recovery	-103,330.50
Bill Pmt -Check	03/14/2025	596776	Firstline Communications (All Phase)	-982.18
Bill Pmt -Check	03/14/2025	596798	Island County Human Services	-30,998.04
Bill Pmt -Check	03/14/2025	596835	Lake Whatcom Center	-8,536.88
Bill Pmt -Check	03/14/2025	596843	Lifeline Connections	-1,209.69
Bill Pmt -Check	03/14/2025	596849	Lopez Island Family Resource Center	-1,431.94
Bill Pmt -Check	03/14/2025	596866	MCD E&T	-3,782.00
Bill Pmt -Check	03/14/2025	596876	Mount Baker Presbyterian Church	-15,598.77
Bill Pmt -Check	03/14/2025	596882	NAVOS	-18,348.94
Bill Pmt -Check	03/14/2025	596917	Pioneer Center	-80,272.56
Bill Pmt -Check	03/14/2025	596940	Shred-it	-218.60
Bill Pmt -Check	03/14/2025	596922	Skagit Valley Hospital	-5,933.52
Bill Pmt -Check	03/14/2025	596952	Snohomish Co Human Services	-531,513.43
Bill Pmt -Check	03/14/2025	596913	St Joseph Medical Center, Peace Hea	-3,293.04
Bill Pmt -Check	03/14/2025	596969	Thurston Mason-BHO	-1,634.00
Bill Pmt -Check	03/14/2025	596730	Two Rivers Landing (Comprehensive I	-370.44
Bill Pmt -Check	03/14/2025	596982	Valley Cities Counseling	-2,379.00
Bill Pmt -Check	03/14/2025	596991	WA State Ferries	-50.00
Bill Pmt -Check	03/21/2025	597040	AA Dispatch-Yellow Cab	-232.12
Bill Pmt -Check	03/21/2025	597087	Collective Medical Technologies	-2,998.80
Bill Pmt -Check	03/21/2025	597090	Community Action of Skagit Co	-65,162.63
Bill Pmt -Check	03/21/2025	597091	Compass Health	-261,655.36
Bill Pmt -Check	03/21/2025	597093	Consejo Counseling	-4,512.68
Bill Pmt -Check	03/21/2025	597358	Culligan NW	-20.07
Bill Pmt -Check	03/21/2025	597108	Davis, Wright, Tremaine LLP	-54,066.00
Bill Pmt -Check	03/21/2025	597130	Evergreen Recovery	-88,988.26
Bill Pmt -Check	03/21/2025	597152	Holman Recovery Center	-26,520.00
Bill Pmt -Check	03/21/2025	597200	Lake Whatcom Center	-24,066.51
Bill Pmt -Check	03/21/2025	597210	Lifeline Connections	-182,845.33
Bill Pmt -Check	03/21/2025	597239	Multicare Health System	-5,638.14
Bill Pmt -Check	03/21/2025	597252	NW ESD 189	-1,660.85
Bill Pmt -Check	03/21/2025	597272	Pioneer Center	-209,160.52
Bill Pmt -Check	03/21/2025	597273	Pitney Bowes Leasing	-572.59
Bill Pmt -Check	03/21/2025	597136	Plappert, Fred	-12.05
Bill Pmt -Check	03/21/2025	597272	Providence-Everett	-6,277.20
Bill Pmt -Check	03/21/2025	597295	San Juan County Health & Comm. Ser	-16,333.12
Bill Pmt -Check	03/21/2025	597321	Snohomish Co Juvenile	-12,080.33
Bill Pmt -Check	03/21/2025	597330	Swedish Edmonds	-20,819.90
Bill Pmt -Check	03/21/2025	597036	US Bank	-5,222.90
Bill Pmt -Check	03/28/2025	597429	American Behavioral Health Systems,	-32,833.50
Bill Pmt -Check	03/28/2025	597450	Brigid Collins	-13,291.76
Bill Pmt -Check	03/28/2025	597461	CDW-G	-354.72
Bill Pmt -Check	03/28/2025	597478	Co-Responder Outreach Alliance	-3,500.00
Bill Pmt -Check	03/28/2025	597505	Evergreen Recovery	-63,018.00
Bill Pmt -Check	03/28/2025	597445	Fairfax Hospital	-12,086.40
Bill Pmt -Check	03/28/2025	597532	Island County Human Services	-121,800.20
Bill Pmt -Check	03/28/2025	597567	Lifeline Connections	-11,055.46
Bill Pmt -Check	03/28/2025	597614	Opportunity Council	-23,953.36
Bill Pmt -Check	03/28/2025	597661	Skagit County Public Health	-51,728.43
Bill Pmt -Check	03/28/2025	597672	Telecare Corporation	-3,839.85
Bill Pmt -Check	03/28/2025	597679	Therapeutic Health Services	-16,457.12
Bill Pmt -Check	03/28/2025	597678	Tulalip Tribes	-13,034.78
Bill Pmt -Check	03/28/2025	597706	Whatcom Co Superior Court	-5,680.00
				-3,607,224.28
				-3,607,224.28
				-3,607,224.28

Weekly Crisis Metrics Report:

See attached.

BHASO Reserve Funds

There has been no update on this issue since last month.

ARPA/COVID SAMHSA Grants:

Health Care Authority (HCA) has received notice from the federal government that ARPA/COVID grants are ended as of 3/24/25. These grants were meant to run through September 2025. While much of our grants had been fully utilized, we have approximately \$1.7 million remaining at North Sound BHASO. Of that \$1.7 million, \$732,888 was in contract with \$534,184 not yet billed.

- North Sound BHASO sent letters to all agencies and affected groups on Friday with agency/program-specific notices. Where we could, we utilized other funds to cover expenses.
- HCA is working to identify full impact and whether Washington State will pursue legal action.
- Normally, towards the end of these types of grants, North Sound BHASO would work to utilize remaining funds to cover existing crisis services and spend down the funds. Given that these funds would have run until September, we had just started to substitute unspent funds for other fund sources within our crisis system. We will not be able to do so moving forward.

HB 1813

At this point, the language speaking to Medicaid Reprocedurement planning has been removed from HB 1813. It still includes language regarding mandatory delegation of Crisis Relief Centers.

House and Senate Budgets:

The majority of the cuts on the House and Senate Budgets have minimal impact to BHASO budgets statewide. The major question mark is Recovery Navigator Program (RNP).

- Governor's Budget: Recommends 50% cut
- House Budget: Recommends 10% cut, includes language that speaks to BHASOs potentially being able to use their reserves to cover the difference, has language that indicates some funding would be protected for Snohomish, Skagit, and Pierce County programs.
- Senate Budget: Recommends 100% cut of RNP

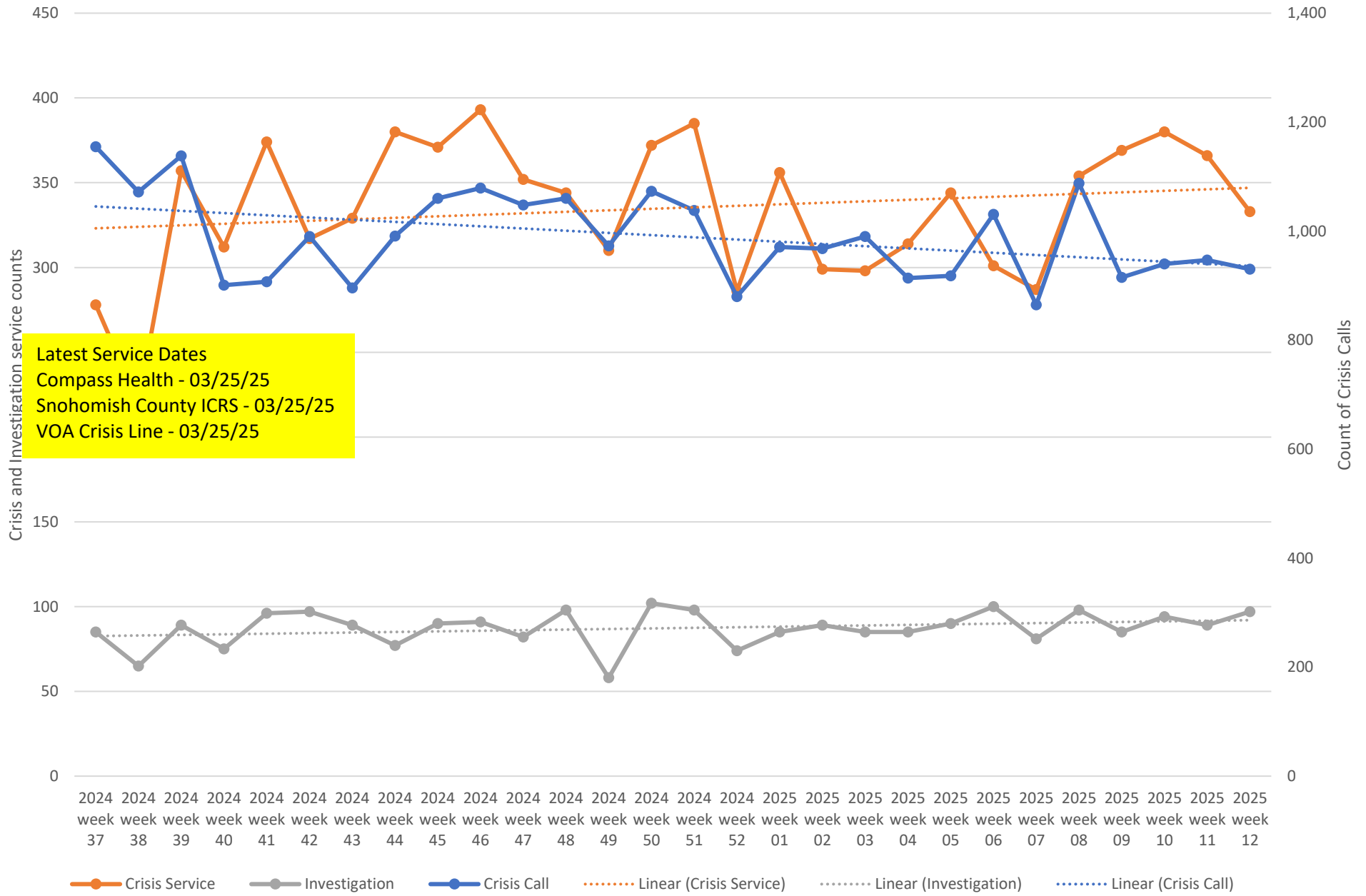
We are presuming there will be cuts to this program but not a 100% cut as the House and Senate work together on their budgets.



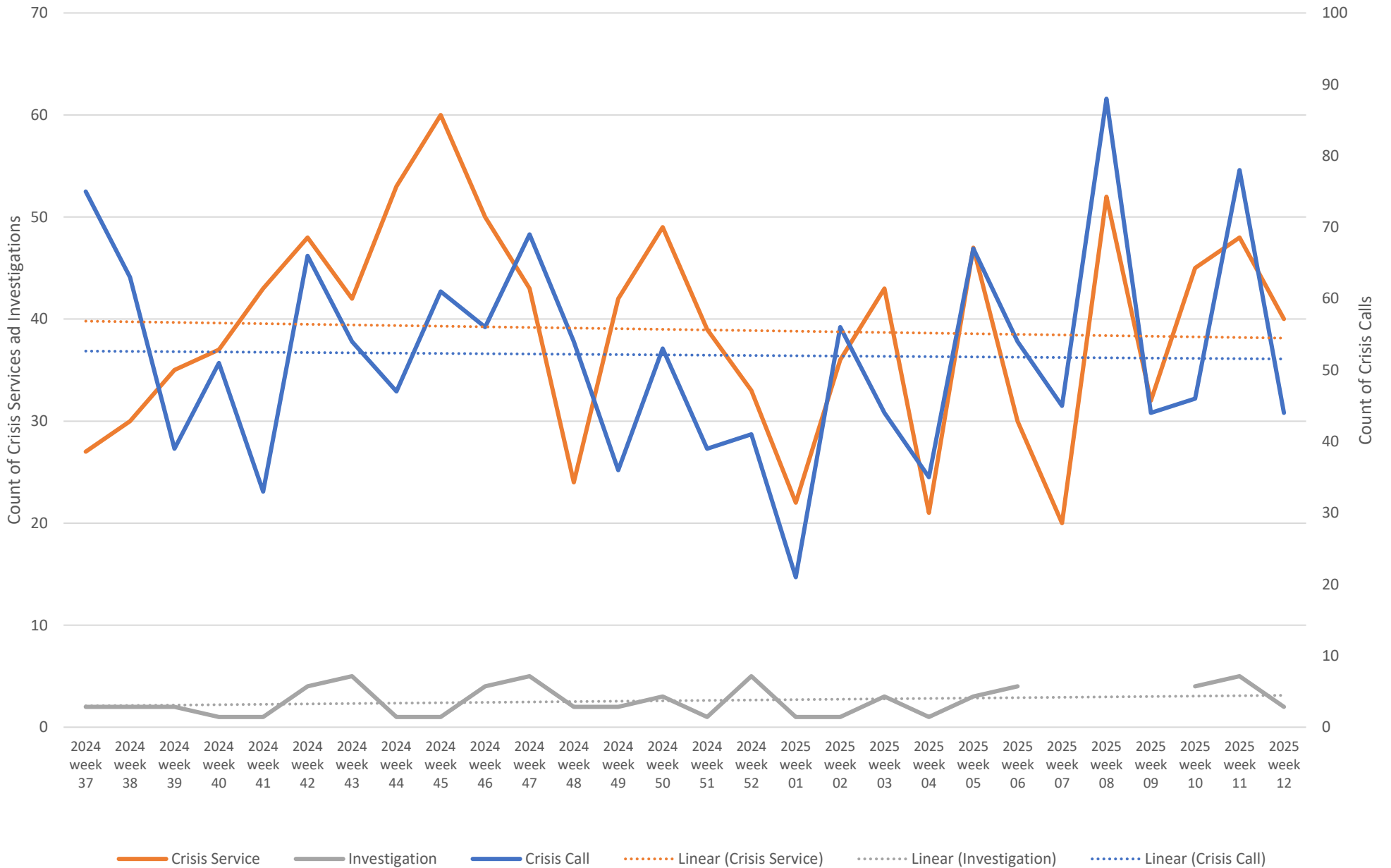
Weekly Crisis Capacity Indicator Snapshot

Page 2	Crisis Data - dates 09/08/24 to 03/22/25
Page 3	Crisis Data: Ages 0-17 - dates 09/08/24 to 03/22/25
Page 4	All DCR Dispatches - dates 09/08/24 to 03/22/25
Page 5	Weekly Staff Count - Staff providing Crisis or Investigation services 09/08/24 to 03/22/25
Page 6	Hospital placement locations (Invol and Vol) - No adjustment has been made for timely data - recent weeks likely low
Page 7	Telehealth only, crisis and investigation services from 09/08/24 to 03/22/25
Page 8	Crisis Service Unit Percent - Crisis Service units divided by Crisis units + Investigation units
Page 9	Washington State Indicators of Anxiety or Depression Based on Reported Frequency of Symptoms During Last 7 Days
Page 10	Place of Service -Crisis Services, percent of total by week
Page 11	Place of Service -Investigations, percent of total by week
Page 12	North Sound BH ASO Walkaway Chart 09/08/24 to 03/22/25

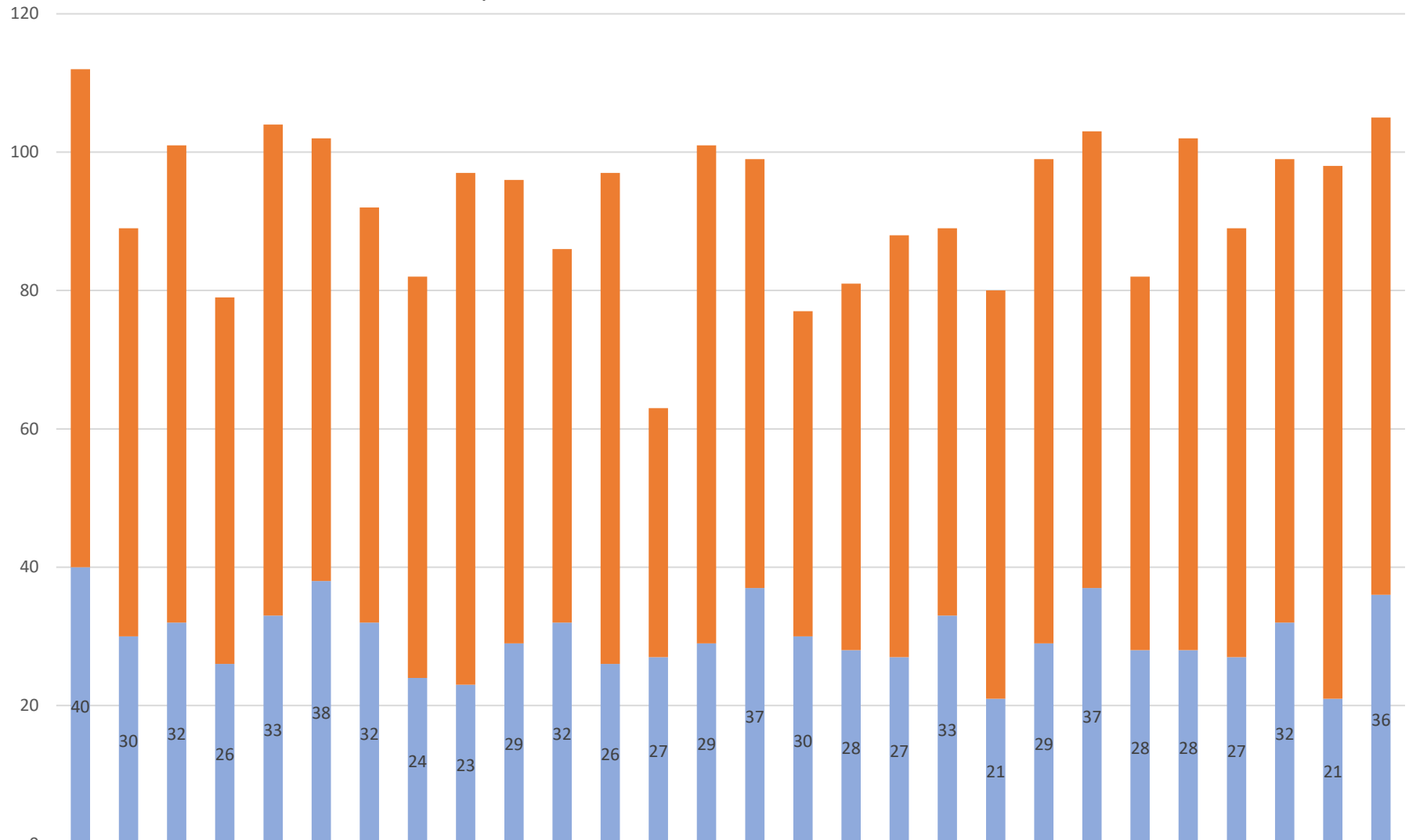
Crisis Data - dates 09/08/24 to 03/22/25



Crisis Data: Ages 0-17 - dates 09/08/24 to 03/22/25

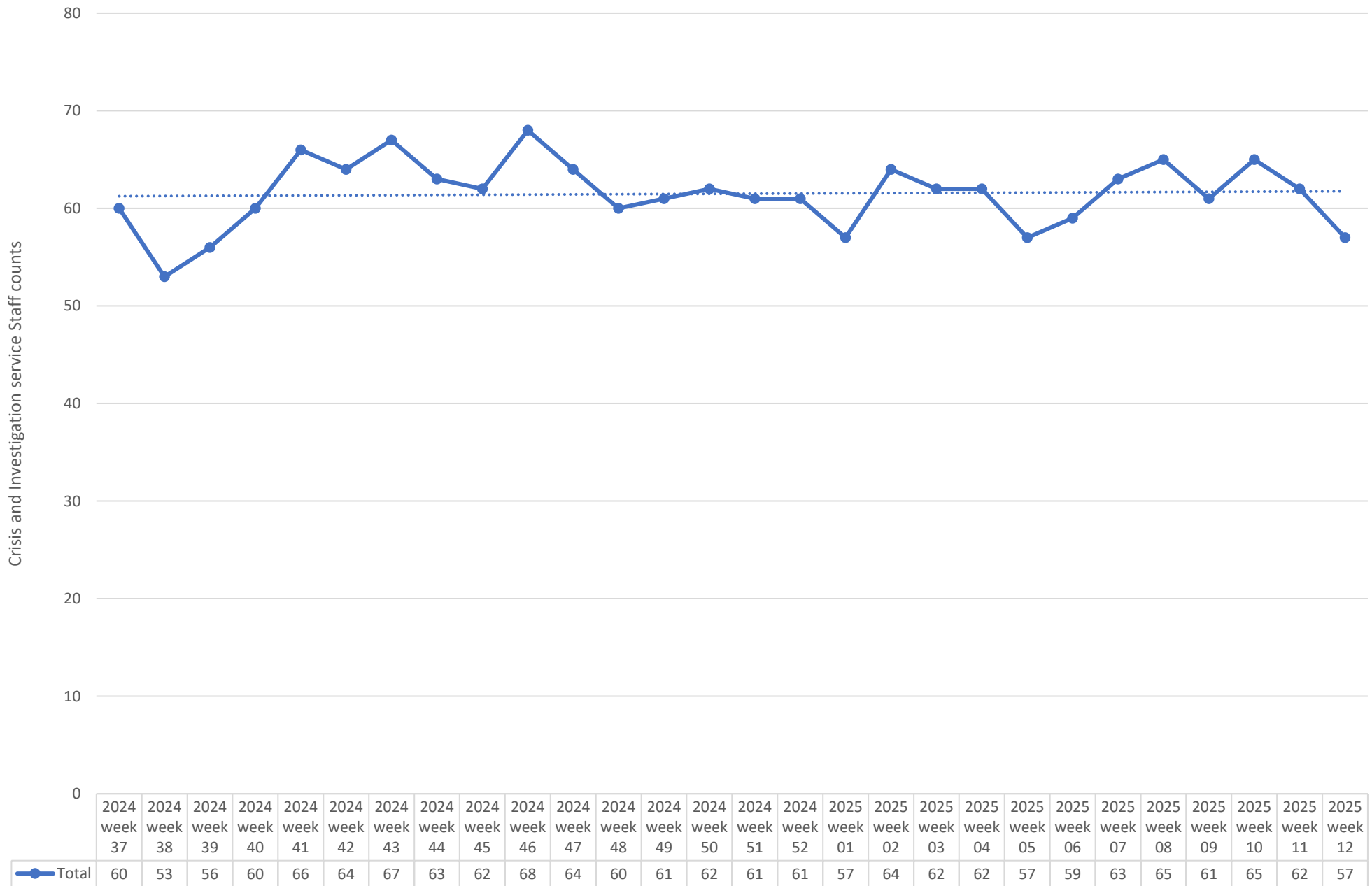


All DCR Dispatches - dates 09/08/24 to 03/22/25



dispatch resulting in other outcome	72	59	69	53	71	64	60	58	74	67	54	71	36	72	62	47	53	61	56	59	70	66	54	74	62	67	77	69
dispatch resulting in detention	40	30	32	26	33	38	32	24	23	29	32	26	27	29	37	30	28	27	33	21	29	37	28	28	27	32	21	36

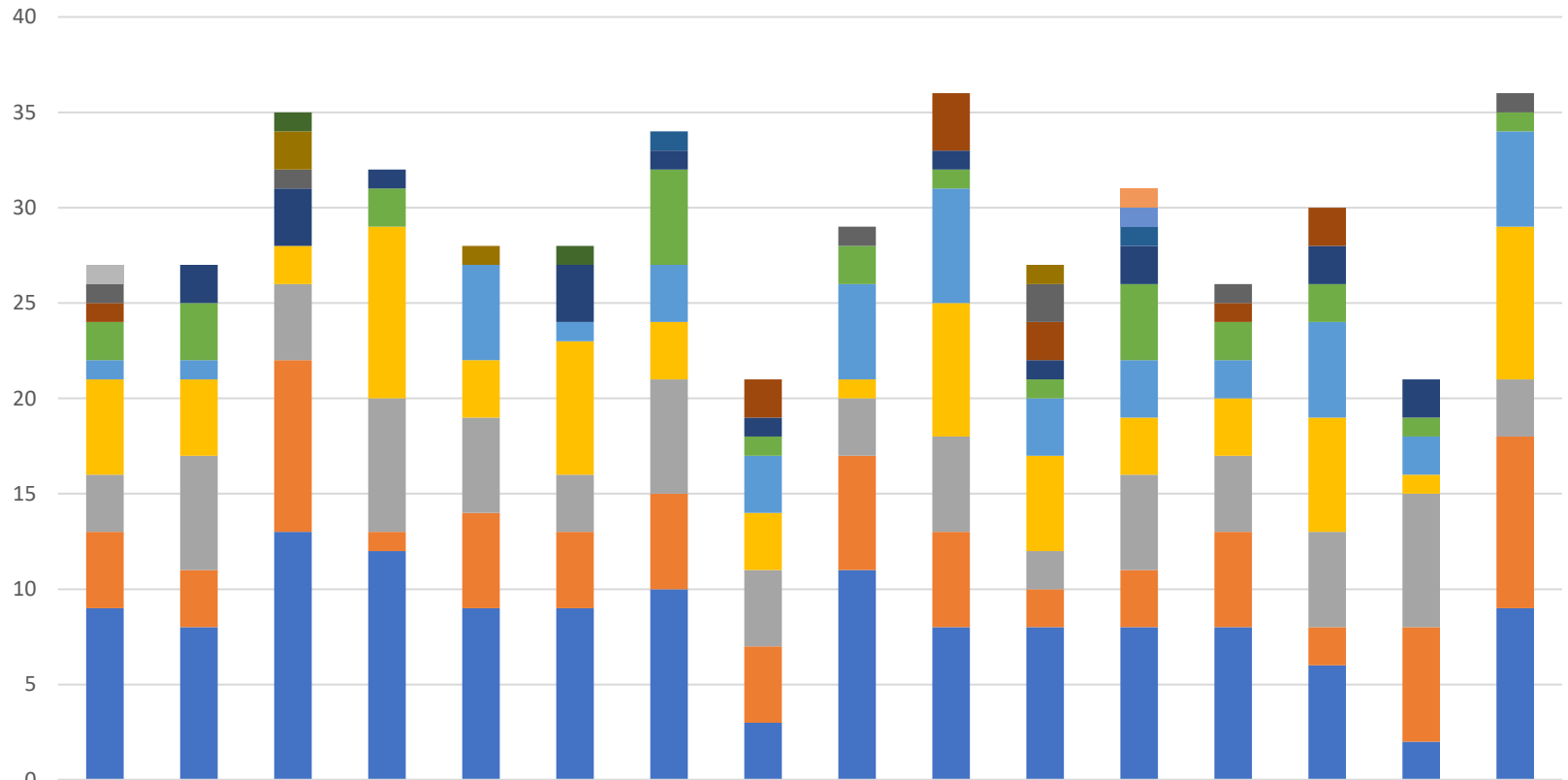
Weekly Staff Count - Staff providing Crisis or Investigation services 09/08/24 to 03/22/25



2025 week 12 ending 01/00/00

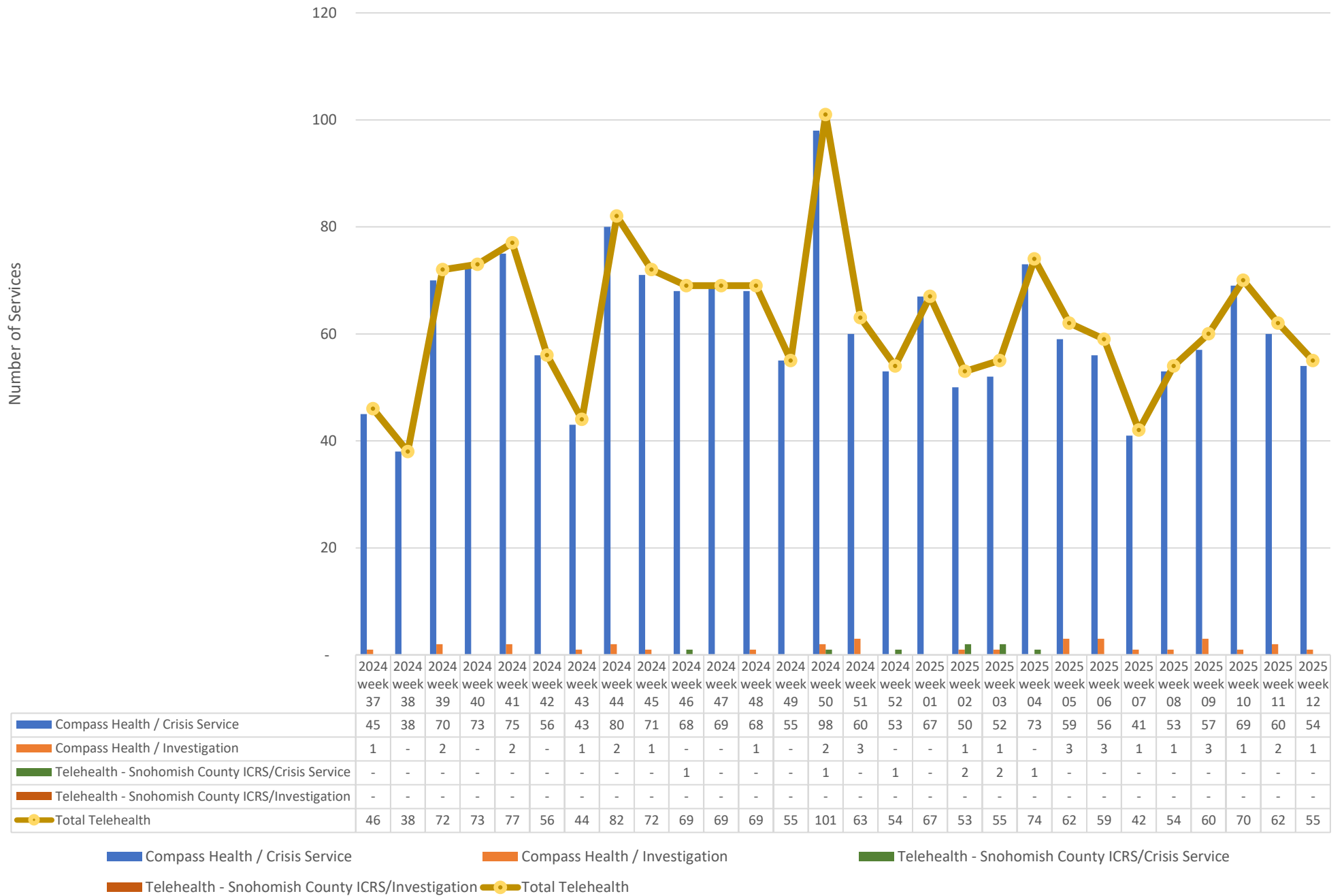
Hospital placement locations (Invol and Vol) - No adjustment has been made for timely data - recent weeks likely low

Count of hospital placement locations in the dispatch record

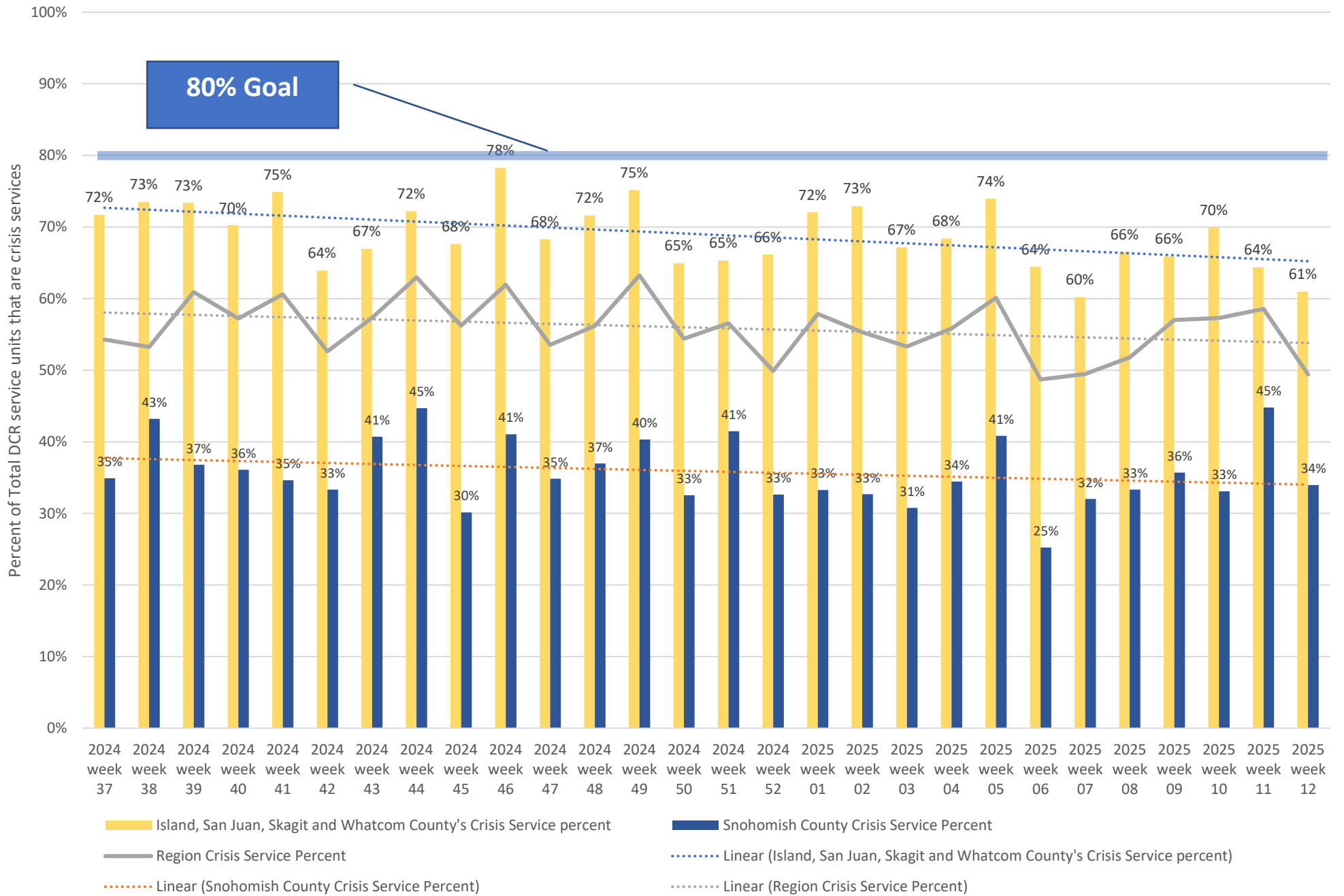


	2024 week 49	2024 week 50	2024 week 51	2024 week 52	2025 week 01	2025 week 02	2025 week 03	2025 week 04	2025 week 05	2025 week 06	2025 week 07	2025 week 08	2025 week 09	2025 week 10	2025 week 11	2025 week 12
South Sound Vest Thurston	1															
Pierce EandT TELECARE												1				
Multicare Behavioral Health Inpatient Services - Auburn												1				
VALLEY GENERAL HOSPITAL			1			1										
Swedish Mill Creek							1									
THURSTON/MASON EandT FACILITY			2		1											
ABHS Chehalis	1		1						1				1			1
Telecare North Sound Evaluation and Treatment	1							2		3	2		1	2		
BHC Fairfax Hospital INC		2	3	1		3	1	1		1	1	2		2	2	
Mukilteo	2	3		2			5	1	2	1	1	4	2	2	1	1
SMOKEY POINT BEHAVIORAL HOSPITAL	1	1			5	1	3	3	5	6	3	3	2	5	2	5
SWEDISH EDMONDS	5	4	2	9	3	7	3	3	1	7	5	3	3	6	1	8
Peacehealth Bellingham	3	6	4	7	5	3	6	4	3	5	2	5	4	5	7	3
Skagit Valley Hospital	4	3	9	1	5	4	5	4	6	5	2	3	5	2	6	9
Providence Everett	9	8	13	12	9	9	10	3	11	8	8	8	8	6	2	9

Telehealth only, crisis and investigation services from 09/08/24 to 03/22/25



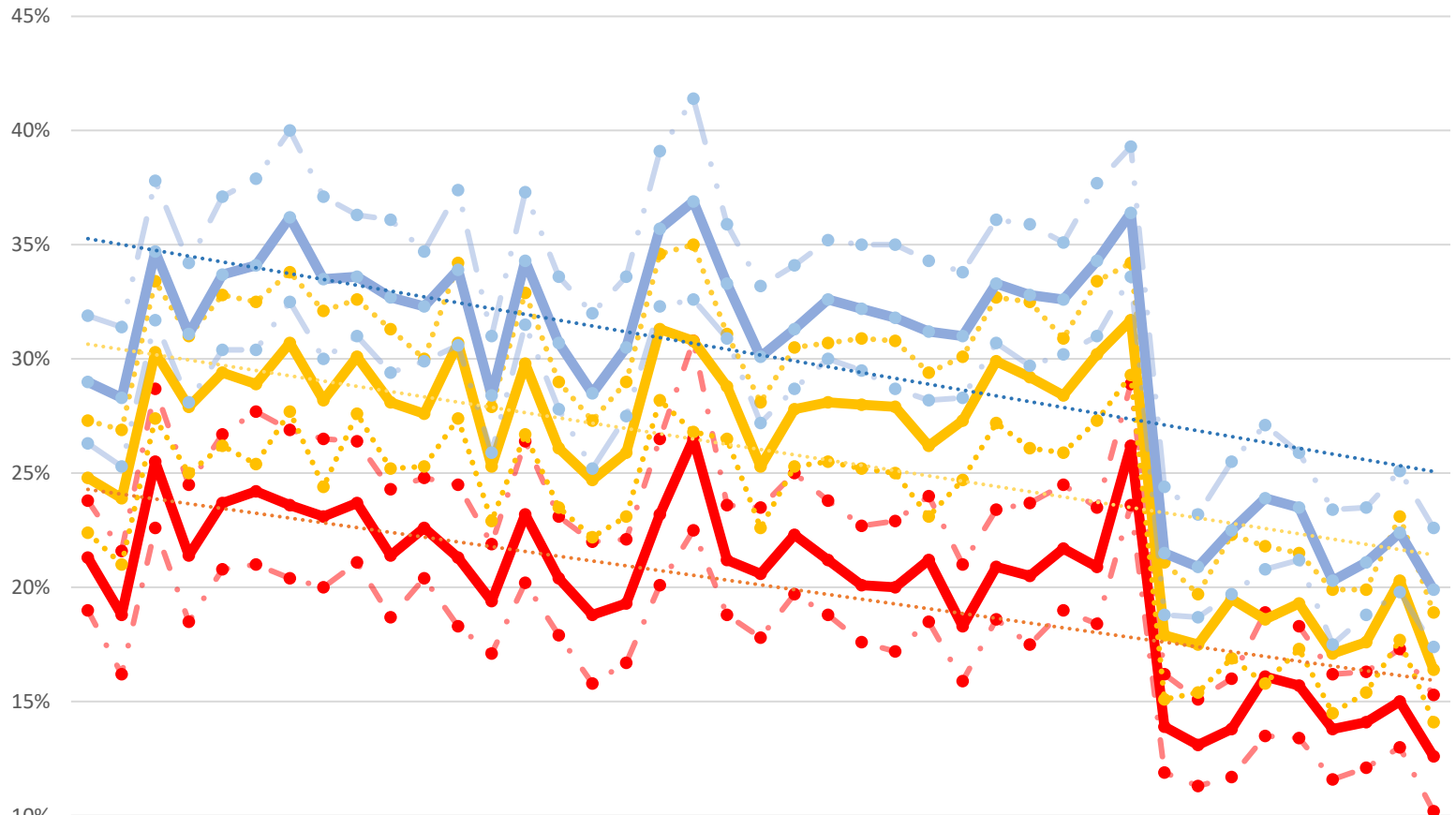
Crisis Service Unit Percent - Crisis Service units divided by Crisis units + Investigation units



Washington State Indicators of Anxiety or Depression Based on Reported Frequency of Symptoms During Last 7 Days

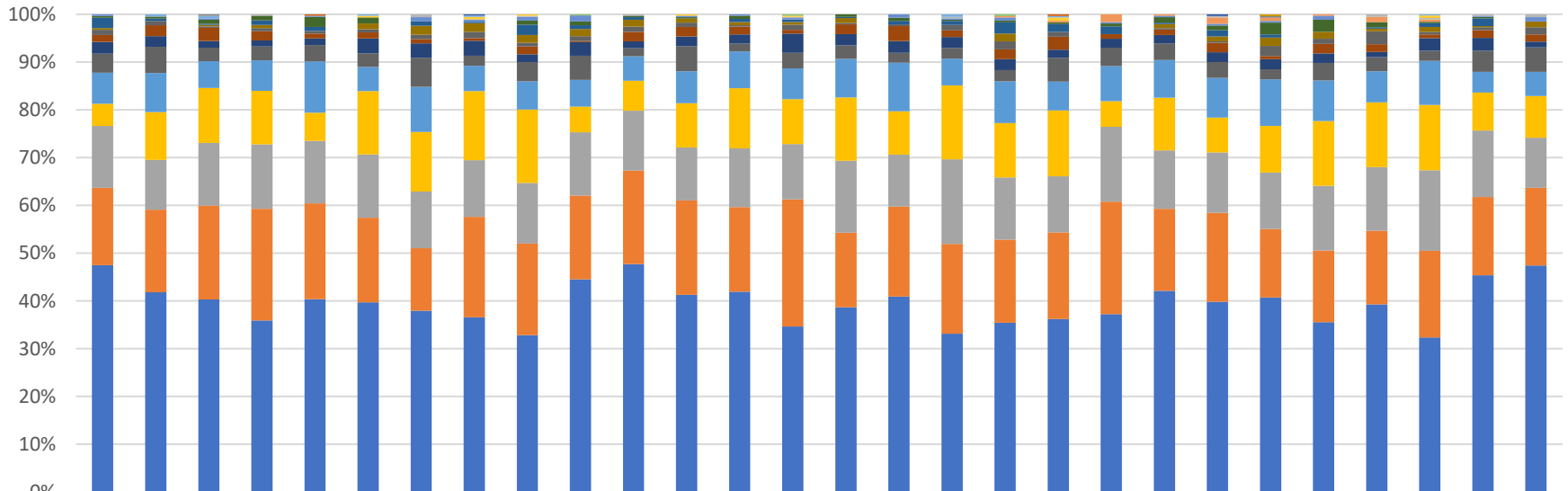
The U.S. Census Bureau, in collaboration with five federal agencies, launched the Household Pulse Survey to produce data on the social and economic impacts of Covid-19 on American households. The Household Pulse Survey was designed to gauge the impact of the pandemic on employment status, consumer spending, food security, housing, education disruptions, and dimensions of physical and mental wellness.

<https://data.cdc.gov/NCHS/Indicator-s-of-Anxiety-or-Depression-Based-on-Repor/8pt5-q6wq>



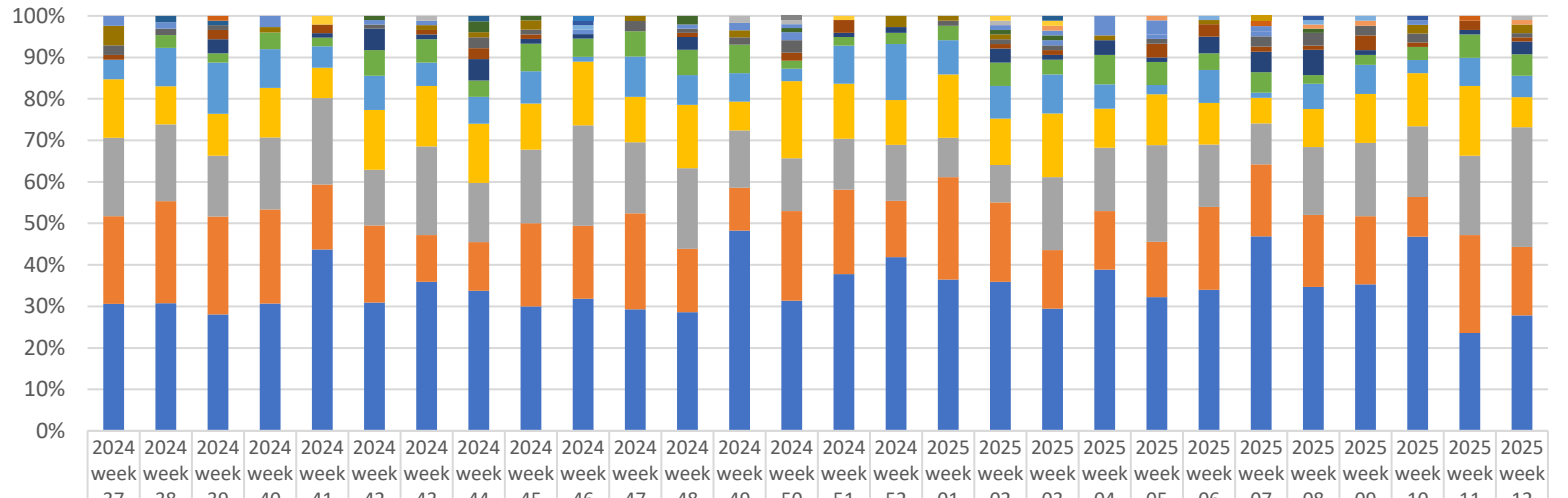
	09 Jun'21	23 Jun'21	21 Jul'21	04 Aug'21	18 Aug'21	01 Sep'21	15 Sep'21	29 Sep'21	01 Oct'21	29 Dec'21	26 Dec'21	02 Jan'22	15 Mar'22	30 Mar'22	27 Apr'22	01 Jun'22	29 Jul'22	27 Aug'22	14 Sep'22	05 Oct'22	02 Nov'22	09 Dec'22	04 Jan'23	01 Feb'23	01 Mar'23	29 Mar'23	26 Apr'23	07 Jun'23	28 Jul'23	26 Aug'23	23 Sep'23	20 Oct'23	18 Oct'23	09 Jan'24	06 Feb'24	05 Mar'24	02 Apr'24	30 Apr'24	28 May'24	25 Jun'24	23 Jul'24	20 Aug'24
% with Symp. of Depr. Dsrdr low conf.	19%	16%	23%	19%	21%	21%	20%	20%	21%	19%	20%	18%	17%	20%	18%	16%	17%	20%	23%	19%	18%	20%	19%	18%	17%	19%	16%	19%	18%	19%	18%	24%	12%	11%	12%	14%	13%	12%	12%	13%	10%	
% with Symp. of Depr. Dsrdr value	21%	19%	26%	21%	24%	24%	24%	23%	24%	21%	23%	21%	19%	23%	20%	19%	19%	23%	27%	21%	21%	22%	21%	20%	20%	21%	18%	21%	21%	22%	21%	26%	14%	13%	14%	16%	16%	14%	14%	15%	13%	
% with Symp. of Depr. Dsrdr high conf.	24%	22%	29%	25%	27%	28%	27%	27%	26%	24%	25%	25%	22%	26%	23%	22%	22%	27%	31%	24%	24%	25%	24%	23%	23%	24%	21%	23%	24%	25%	24%	29%	16%	15%	16%	19%	18%	16%	16%	17%	15%	
% with Symp. of Anxiety Dsrdr low conf.	22%	21%	27%	25%	26%	25%	28%	24%	28%	25%	25%	27%	23%	27%	24%	22%	23%	28%	27%	27%	23%	25%	26%	25%	25%	23%	25%	27%	26%	26%	27%	29%	15%	15%	17%	16%	17%	15%	15%	18%	14%	
% with Symp. of Anxiety Dsrdr value	25%	24%	30%	28%	29%	29%	31%	28%	30%	28%	28%	31%	25%	30%	26%	25%	26%	31%	31%	29%	25%	28%	28%	28%	28%	26%	27%	30%	29%	28%	30%	32%	18%	18%	20%	19%	19%	17%	18%	20%	16%	
% with Symp. of Anxiety Dsrdr high conf.	27%	27%	33%	31%	33%	33%	34%	32%	33%	31%	30%	34%	28%	33%	29%	27%	29%	35%	35%	31%	28%	31%	31%	31%	31%	29%	30%	33%	33%	31%	33%	34%	21%	20%	22%	22%	22%	20%	20%	23%	19%	
% with Symp. of Anxiety or Depr. Dsrdr low conf.	26%	25%	32%	28%	30%	30%	33%	30%	31%	29%	30%	31%	26%	32%	28%	25%	28%	32%	33%	31%	27%	29%	30%	30%	29%	28%	28%	31%	30%	30%	31%	34%	19%	19%	20%	21%	21%	18%	19%	20%	17%	
% with Symp. of Anxiety or Depr. Dsrdr value	29%	28%	35%	31%	34%	34%	36%	34%	34%	33%	32%	34%	28%	34%	31%	29%	31%	36%	37%	33%	30%	31%	33%	32%	32%	31%	31%	33%	33%	34%	36%	22%	21%	23%	24%	24%	20%	21%	22%	20%		
% with Symp. of Anxiety or Depr. Dsrdr high conf.	32%	31%	38%	34%	37%	38%	40%	37%	36%	36%	35%	37%	31%	37%	34%	32%	34%	39%	41%	36%	33%	34%	35%	35%	35%	34%	34%	36%	36%	35%	38%	39%	24%	23%	26%	27%	26%	23%	24%	25%	23%	

Place of Service -Crisis Services, percent of total by week



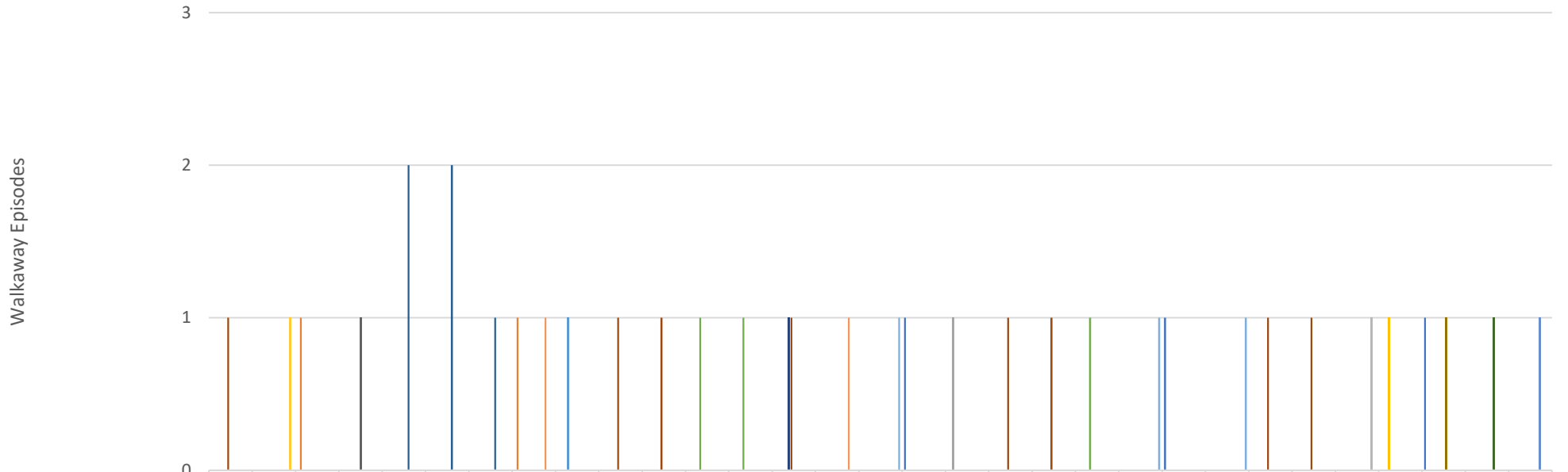
	2024 week 37	2024 week 38	2024 week 39	2024 week 40	2024 week 41	2024 week 42	2024 week 43	2024 week 44	2024 week 45	2024 week 46	2024 week 47	2024 week 48	2024 week 49	2024 week 50	2024 week 51	2024 week 52	2025 week 01	2025 week 02	2025 week 03	2025 week 04	2025 week 05	2025 week 06	2025 week 07	2025 week 08	2025 week 09	2025 week 10	2025 week 11	2025 week 12	
Urgent Care Facility																							1						
Residential SUD			1																				1						
Community Mental Health Center					1														1										
Skilled Nursing Facility								1															1						
Psych. Residential										1				1				1											
On Campus Outpatient Hospital		1	2			1		1									2		1								1		
Custodial Care Facility						1		2	1			1		1					2							2			
Temporary Lodging				1			2		1		1			1			1					1			2	1	1	2	
Nursing Facility																		1	1	5	1	4	2	1	4	2			
Group Home	1		1		1		3	2	3	5		1	1	1		2	1	2	1	1	1	1	1	3	4	2	1	3	
Homeless Shelter	1	1	3	3	8	4			3	3	1	1	2		2	2	1	1	2	4	3	7	9	9	4	1	1		
Assisted Living Facility	6	1	1	3	3		3	1	8	3	2		2	2	1	2	3	7	5	5	1	4	2		1	3	6		
School	1		1	2		4	6	7	6	6	5	3	2	2	4			5			3	3	5	5	2	4	1	4	
Unassigned	3	2	1	2	2	2	3	5	3	4	4	3	1	4	1	1	4	5	3			3	3	1	6	4	10	2	5
Inpatient Hospital	4	5	10	6	4	4	3	2	6	1	7	7	5	3	8	9	5	6	8	3	4	6	2	7	6	3	6	5	
Inpatient Psychiatric Facility	7	5	5	4	5	10	10	12	6	11	5	7	6	15	9	7	8	7	5	6	6	6	6	6	7	4	10	10	4
Prison Correctional Facility	11	12	10	9	13	9	20	8	15	20	6	18	5	12	11	6	12	11	7	15	12	10	6	13	11	8	16	17	
Emergency Room Hospital	18	18	20	20	40	16	31	20	22	22	18	23	24	24	31	29	20	26	18	23	27	25	28	30	24	35	16	17	
Other Place of Service	13	22	41	35	22	42	41	55	57	21	22	32	39	35	51	26	55	34	41	17	38	22	28	48	50	52	29	29	
Home	36	23	47	42	49	42	39	45	47	52	44	38	38	43	58	31	63	39	35	49	42	38	34	48	49	64	51	35	
Telehealth	45	38	70	73	75	56	43	80	71	69	69	68	55	99	60	54	67	52	54	74	59	56	41	53	57	60	54		
Office	132	92	144	112	151	126	125	139	122	175	168	142	130	129	149	117	118	106	108	117	145	120	117	126	145	123	166	158	

Place of Service -Investigations, percent of total by week



	2024 week 37	2024 week 38	2024 week 39	2024 week 40	2024 week 41	2024 week 42	2024 week 43	2024 week 44	2024 week 45	2024 week 46	2024 week 47	2024 week 48	2024 week 49	2024 week 50	2024 week 51	2024 week 52	2025 week 01	2025 week 02	2025 week 03	2025 week 04	2025 week 05	2025 week 06	2025 week 07	2025 week 08	2025 week 09	2025 week 10	2025 week 11	2025 week 12	
Non residential Substance Abuse Treatment Facility										1																			
Urgent Care Facility																							1						
Temporary Lodging														1															
Residential SUD			1																				1				1		
Nursing Facility										1														1		1			
On Campus Outpatient Hospital		1	1					1											1										
Skilled Nursing Facility										1													1		1	1			
Community Mental Health Center					2										1				1	1									
School							1						1	1					1									1	
Homeless Shelter																						1		1		1	1		1
Psych. Residential										1					1				1	1		3		1					
Custodial Care Facility						1		2	1					2					1	1					1				
Office	2	1		2		1	1					1	1	2						1	4	1		1			1		
Assisted Living Facility	4			1			1	1	2			1	1			2	1	1		1		1				2		2	
Unassigned	2	1	1			1		2	1		2	1	1	3			1	1	1		1		2	3	2	2		1	
Telehealth	1		2		2		1	2	1			1		2	3				1	1		3	3	1	1	3	1	1	
Group Home			3		1	5	1	4	1	1		3			1	1		3	1	3	1	4	4	6	1		1	3	
Other Place of Service		2	2	3	2	6	5	3	6	4	5	6	4	2	2	2	3	5	3	6	5	4	4	2	2	3	5	5	
Inpatient Hospital	4	6	11	7	5	8	5	5	7	1	8	7	4	3	9	10	7	7	8	5	2	8	1	6	6	3	6	5	
Inpatient Psychiatric Facility	12	6	9	9	7	14	13	11	10	14	9	15	4	19	13	8	13	10	13	8	11	10	5	9	10	12	15	7	
Prison Correctional Facility	16	12	13	13	20	13	19	11	16	22	14	19	8	13	12	10	8	8	15	13	21	15	8	16	15	16	17	28	
Home	18	16	21	17	15	18	10	9	18	16	19	15	6	22	20	10	21	17	12	12	12	20	14	17	14	9	21	16	
Emergency Room Hospital	26	20	25	23	42	30	32	26	27	29	24	28	28	32	37	31	31	32	25	33	29	34	38	34	30	44	21	27	

North Sound BH ASO Walkaway Chart 09/08/24 to 03/22/25



	2023 Week 30	2023 Week 35	2023 Week 36	2023 Week 43	2023 Week 47	2023 Week 48	2023 Week 49	2023 Week 51	2024 Week 03	2024 Week 08	2024 Week 12	2024 Week 15	2024 Week 21	2024 Week 24	2024 Week 25	2024 Week 30	2024 Week 36	2024 Week 37	2024 Week 42	2024 Week 43	2024 Week 45	2024 Week 46	2024 Week 51	2024 Week 53	2025 Week 03	2025 Week 04	2025 Week 05	2025 Week 06	2025 Week 09	2025 Week 11	2025 Week 13
Cascade Valley					2	2	1										1						1								1
Cascade Valley Hospital			1					1																							
Evergreen Monroe																		1													
Island																													1		
Island Co Jail									1																						
Island Hospital												1	1									1									
N/A San Juan Jail														1																	
Peace Health	1									1	1			1						1	1				1	1					
Peace Island Medical				1																											
Providence																														1	
Skagit Valley					2	2	1																								
St. Joes																														1	
St. Joseph																															1
United General								1							1																
Whidbey Health																1												1			
Whidbey Medical Center		1																													
Whidby Health																1						1	1								